

OVERHEAD DOOR MAGNETIC CONTACT

1000-37/50 Z SERIES

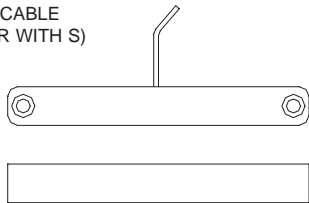


FEATURES:

- * 4" Heavy Duty Contact with Offset Bracket
- * Screw Terminals or 48" Long Jacketed Cable
- * Epoxy Sealed for maximum resistance to harsh environment
- * Contacts and Magnets available separately
- * E.O.L. Resistors, Diodes, Supervisory Loops and Private Labeling Available
- * Colors: Grey or White
- * Lifetime warranty
- * Safety Approvals

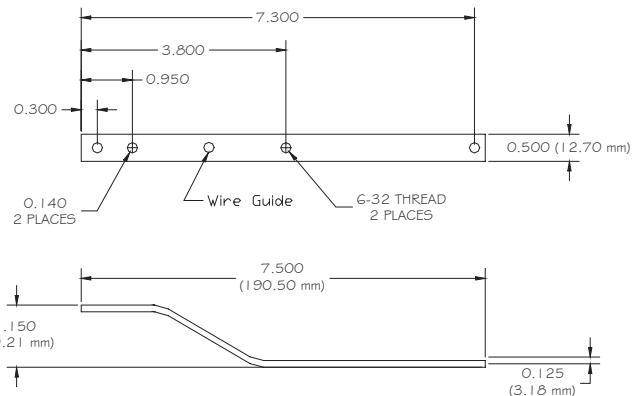
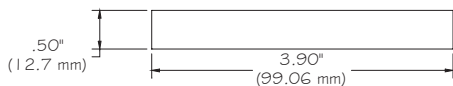
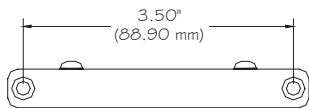


JACKETED CABLE
(PART NUMBER WITH S)



DIMENSIONS ARE
SAME AS BELOW

TERMINALS



OFFSET BRACKET

Part Number	Loop Type	Reed Form	Gap (Inch / mm)	Maximum Initial Contact Resistance (Ohm)	Maximum Contact Rating (W)	Maximum Switching Voltage (VDC/VAC)	Maximum Switching Current (A)
1000-37 Z	Closed	N/O	2 1/4 (57.2)	.100	10	100	.500
1000-50 Z	Closed	N/O	3 (76.2)	.100	10	100	.500
1000-37SZ	Closed	N/O	2 1/4 (57.2)	.100	10	100	.500
1000-50SZ	Closed	N/O	3 (76.2)	.100	10	100	.500

PART NUMBER WITH S INDICATES JACKETED CABLE